

GIGA RAY
High Power device

Four times the light intensity with the same power

APC
Automatic Power Control

Power to overflow to the long-term stabilization

“Lines that do not stop” realized through Omron’s proprietary technology

PT
Power Tuning

Optimum incident level setting in only one click

ATC
Active Threshold Control

Tracks ambient environment to prevent malfunctions

Ordering Information

Type	Connection method	Model		Applicable connectors
		NPN output	PNP output	
Standard models	Pre-wired(2m)	E3X-DA21-S 2M	E3X-DA51-S 2M	—
	Wire-saving connector	E3X-DA7-S	E3X-DA9-S	Master connector E3X-CN21 Slave connector E3X-CN22
Ultra-long-term APC models	Pre-wired(2m)	E3X-DA21R-S 2M	E3X-DA51R-S 2M	—
	Wire-saving connector	E3X-DA7R-S	E3X-DA9R-S	Master connector E3X-CN21 Slave connector E3X-CN22
High-speed response models	Pre-wired(2m)	E3X-DA21F-S 2M	E3X-DA51F-S 2M	—
	Wire-saving connector	E3X-DA7F-S	E3X-DA9F-S	Master connector E3X-CN11 Slave connector E3X-CN12

The datasheet is also available. Refer to the datasheet (Cat. No. E396) for details.

Item	model	E3X-DA□-S(□21/51/7/9)	E3X-DA□R-S(□21/51/7/9)	E3X-DA□F-S(□21/51/7/9)
Output		2 outputs	1 output and 1 APC alarm output	1 output
Control output / APC alarm output		Load power supply voltage : 26.4 VDC max.; NPN/PNP open collector; load current : 50 mA max.; residual voltage: 2 V max.		
External input*1		No-voltage input(contact/transistor)*2		—
Light source(wavelength)		Red, 4-element LED(625nm)		
Power supply voltage		12 to 24 VDC±10%, ripple(p-p)10% max.		
Power consumption		Normal mode : 960 mW max.(Current consumption : 40 mA max. at 24 VDC, 80 mA max. at 12 VDC) Power saving ECO1 : 720 mW max.(Current consumption : 30 mA max. at 24 VDC, 60 mA max. at 12 VDC) Power saving ECO2 : 600 mW max.(Current consumption : 25 mA max. at 24 VDC, 50 mA max. at 12 VDC)		
Protection circuits		Power supply reverse polarity protection, output short-circuit protection and output reverse polarity protection		
Response time	Super-high-speed Mode*3	Operate or reset : 80µs		NPN output : Operate : 46 µs, Reset : 48 µs PNP output : Operate : 51 µs, Reset : 53 µs
	High-speed Mode	Operate or reset : 250µs		
	Standard Mode	Operate or reset : 1ms		
	High-resolution Mode	Operate or reset : 4ms		—
	Tough Mode	Operate or reset : 16ms		
Functions	Power tuning	Light emission power and reception gain, digital control method		
	Automatic power control(APC)	High-speed control of emission current, Wide-range APC for the E3X-DADR-S		
	Timer	Select form timer disabled, OFF-delay, ON-delay, One-shot, or ON-delay+OFF-delay timer. 1ms to 5s(1 to 20ms set in 1-ms increments, 20 to 200ms set in 10-ms increments, 200ms to 1s set in 100-ms increments, and 1 to 5 s set in 1-s increments)		
	Mutual interference prevention	Possible for up to 10 units*4		
	ECO mode*5	Select from OFF(digital display lit), ECO1(digital display dimmed), and ECO2(digital display OFF).		
External input settings*1	Select from teaching operations, power tuning, zero reset, emitter OFF, or ATC start.			

*1 Only for Pre-wired models.
*2 The following details apply to inputs.

	Contact input (relay or switch)	Non-contact input (transistor)
NPN	ON : Shorted to 0 V (sourcing current: 1 mA max.) OFF : Open or shorted to Vcc.	ON : 1.5 V max. (sourcing current: 1 mA max.) OFF : Vcc - 1.5 V to Vcc (leakage current: 0.1 mA max.)
PNP	ON : Shorted to Vcc (sinking current: 3 mA max.) OFF : Open or shorted to 0 V.	ON : Vcc - 1.5 V to Vcc (sinking current: 3 mA max.) OFF : 1.5 V max. (leakage current: 0.1 mA max.)

*3 The communications function and mutual interference prevention function are disabled if detection is set to Super-high-speed mode.
*4 Mutual interference prevention is enabled if Amplifier Units are connected together. It is also enabled in the same way if E3X-DA-S-series Units and E3C-LDA-series Units are used together. If power tuning is enabled, mutual interference prevention can be used for up to 6 units.
*5 For the E3X-DA□-S (□ : 21/51/7/9), the rated sensing distance is approximately 1/2 and the incident level is approximately 1/3 of the normal level when ECO mode is enabled.
Note : The mobile console model E3X-MC11-SV2 does not currently support new functions such as tough mode, ON delay + OFF delay timer. In addition, model E3X-MC11-S cannot be used.

<p>OMRON Corporation Industrial Automation Company Tokyo, JAPAN Contact: www.ia.omron.com</p>	<p>Authorized Distributor:</p>
<p>Regional Headquarters OMRON EUROPE B.V. Sensor Business Unit Carl-Benz-Str. 4, D-71154 Nufringen, Germany Tel: (49) 7032-811-0/Fax: (49) 7032-811-199</p>	<p>OMRON ELECTRONICS LLC One Commerce Drive Schaumburg, IL 60173-5302 U.S.A. Tel: (1) 847-843-7900/Fax: (1) 847-843-7787</p>
<p>OMRON ASIA PACIFIC PTE. LTD. No. 438A Alexandra Road # 05-05/08 (Lobby 2), Alexandra Technopark, Singapore 119967 Tel: (65) 6835-3011/Fax: (65) 6835-2711</p>	<p>OMRON (CHINA) CO., LTD. Room 2211, Bank of China Tower, 200 Yin Cheng Zhong Road, PuDong New Area, Shanghai, 200120, China Tel: (86) 21-5037-2222/Fax: (86) 21-5037-2200</p>
<p>© OMRON Corporation 2010 All Rights Reserved. In the interest of product improvement, specifications are subject to change without notice. CSM_3_1_0911 Printed in Japan (0510) Cat. No. E395-E1-02</p>	



NEW
High Functionality Digital Fiber Sensor
E3X-DA-S Series

Line Stoppages — a thing of the past with GIGA RAY



Tough Fiber Sensor
Standard models E3X-DA21-S



realizing

People on site at factory choose the tough fiber that won't stop the line

Tough Fiber Sensor The E3X-DA21-S series achieves line unstopability through stable detection performance even in severe environments, combining high functionality with fully prioritized ease of use. Since their release, these high functionality digital fiber sensors have been adopted into a range of equipment in factories across the globe and become the global standard.

Tough Fiber Sensor
Standard models E3X-DA21-S



World's Highest Stable Detection Performance

Excellent Usability & High Functionality


“Won't stop the line” on all sites, any scene



*1 M4 transmissive fiber unit E32-T11L 2.5m
*2 Reflective fiber unit E32-D24R(theoretical value)

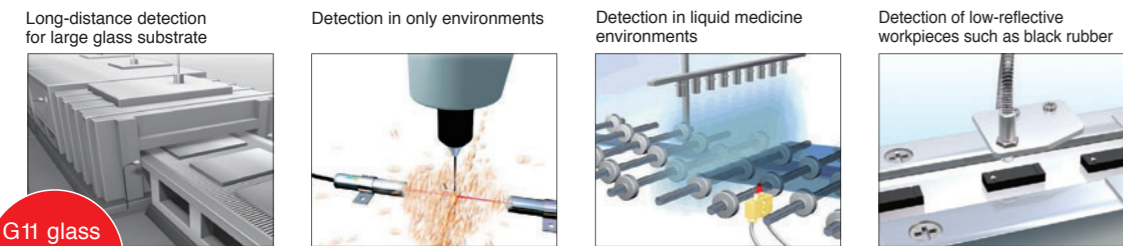
GIGA RAY PAT.P Unparalleled Giga power obtains the world's highest stable detection

Even in severe environments in which oil or dust adhere to the sensor, detection margin is ensured by the unparalleled power of the GIGA RAY. This reduces the number of times maintenance needs to be performed and prevents equipment stoppage due to malfunction. What's more, even large workpieces and low-reflective workpieces such as black rubber whose detection was traditionally unstable can now be detected stably.



Realized through Omron's proprietary optical design technology and ultra-high-precision production technology

Pleased especially on such a site of the factory



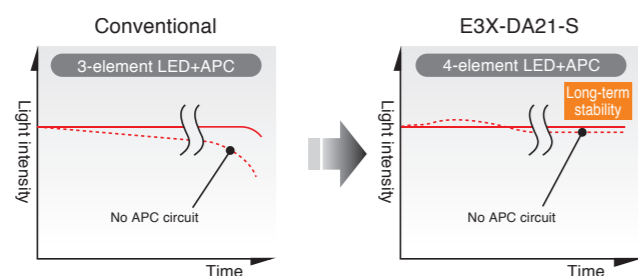
G11 glass substrate supported

Topics

For example, digital values up to 4,000 are maintained even over the distance of approximately 13 m that is required to detect G11 glass in FPD manufacturing.

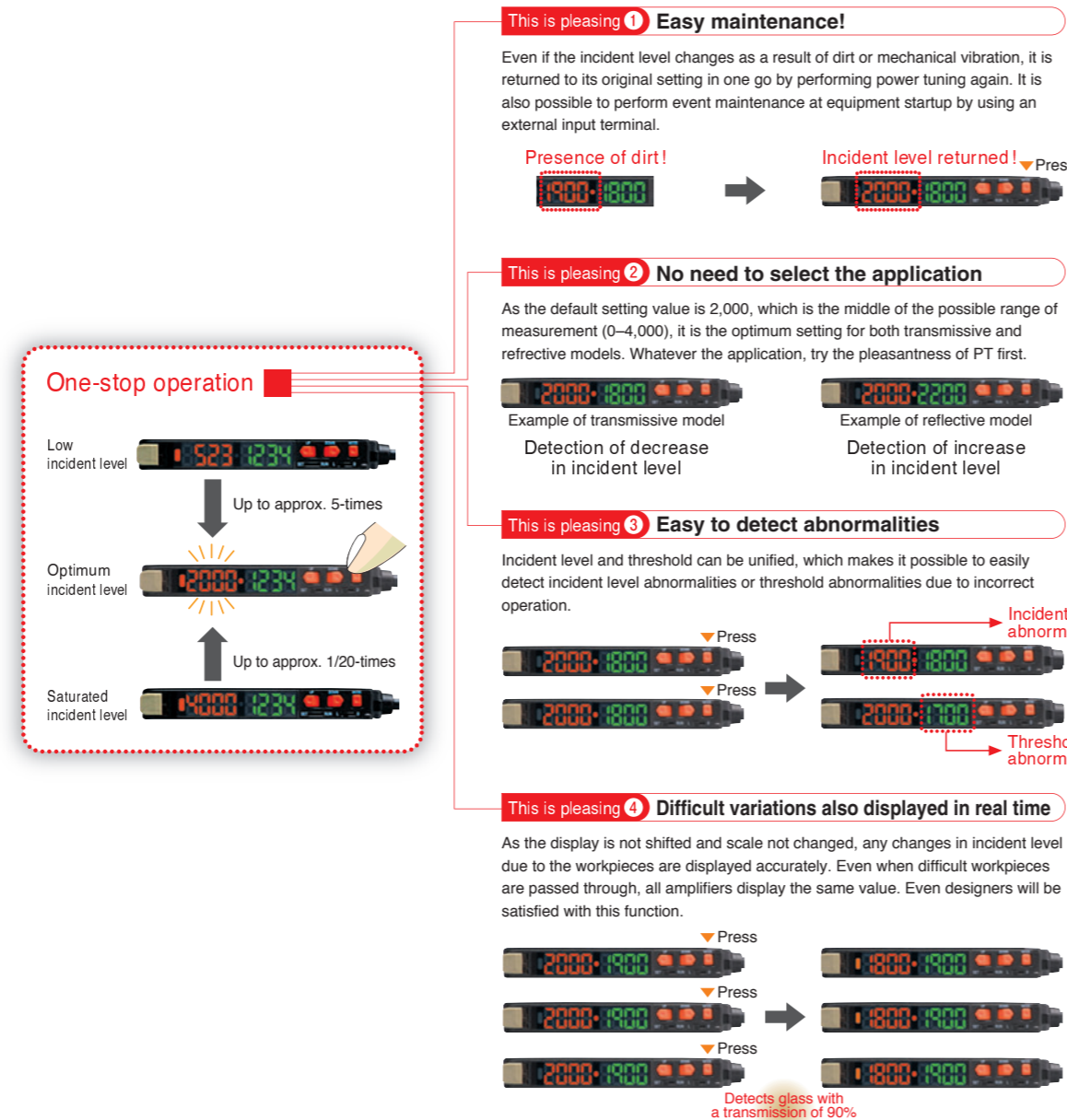
APC Long-term stable performance APC (Automatic Power Control) Long-term stable light intensity reduces equipment maintenance

Even having strong power means nothing if the quality quickly deteriorates. Since the release of the E3X-DA-N series, Omron's proprietary APC circuits continue to deliver more peace of mind. Long-term stable detection is our promise. This is another reason our products are selected by customers.



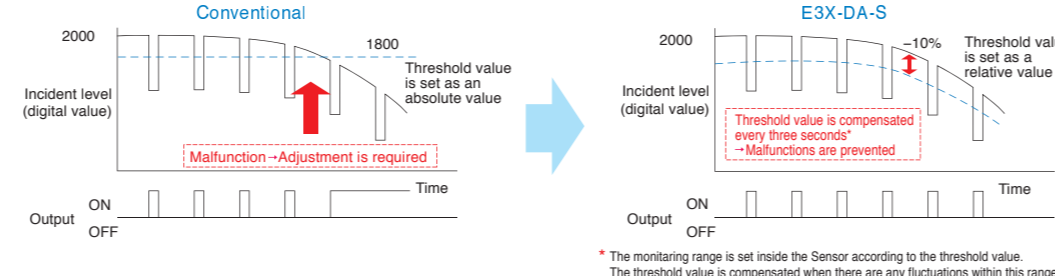
PT Pleasing and reassuring Power Tuning PAT Easy operation makes for assured line quality

Only one click of the Mode key! There are no complicated settings to perform—Incident level is adjusted automatically to suit any application. In addition, the meaning of the display will not change as the sensor is operated, so it is possible to help the equipment to return to the operation intended by its designer.

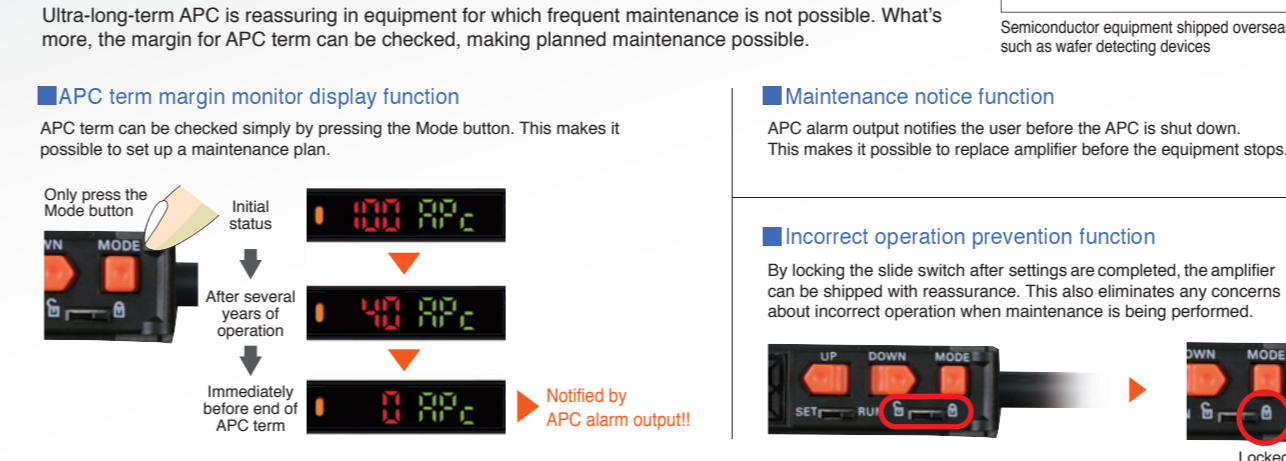


ATC World's first ATC (Active Threshold Control) function PAT Equipment's stable operating time is extended

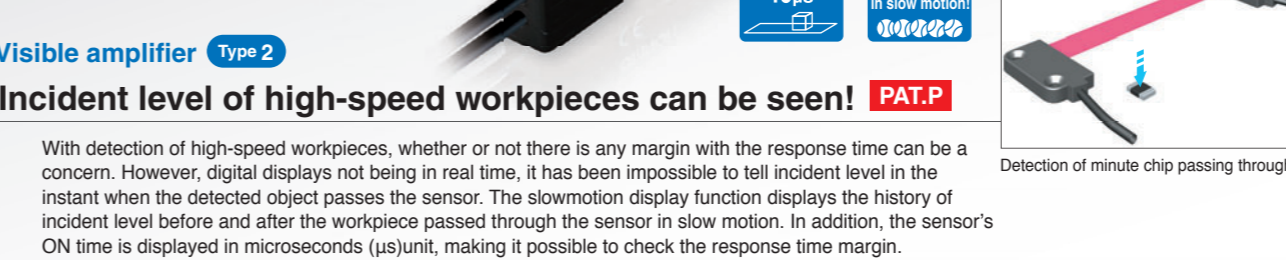
In applications with a severe threshold, such as glass detecton, even a small amount of dirt can bring the equipment to a halt. In these situations, it is possible to prevent equipment malfunction due to dust or other dirt by actuating the active threshold control function.



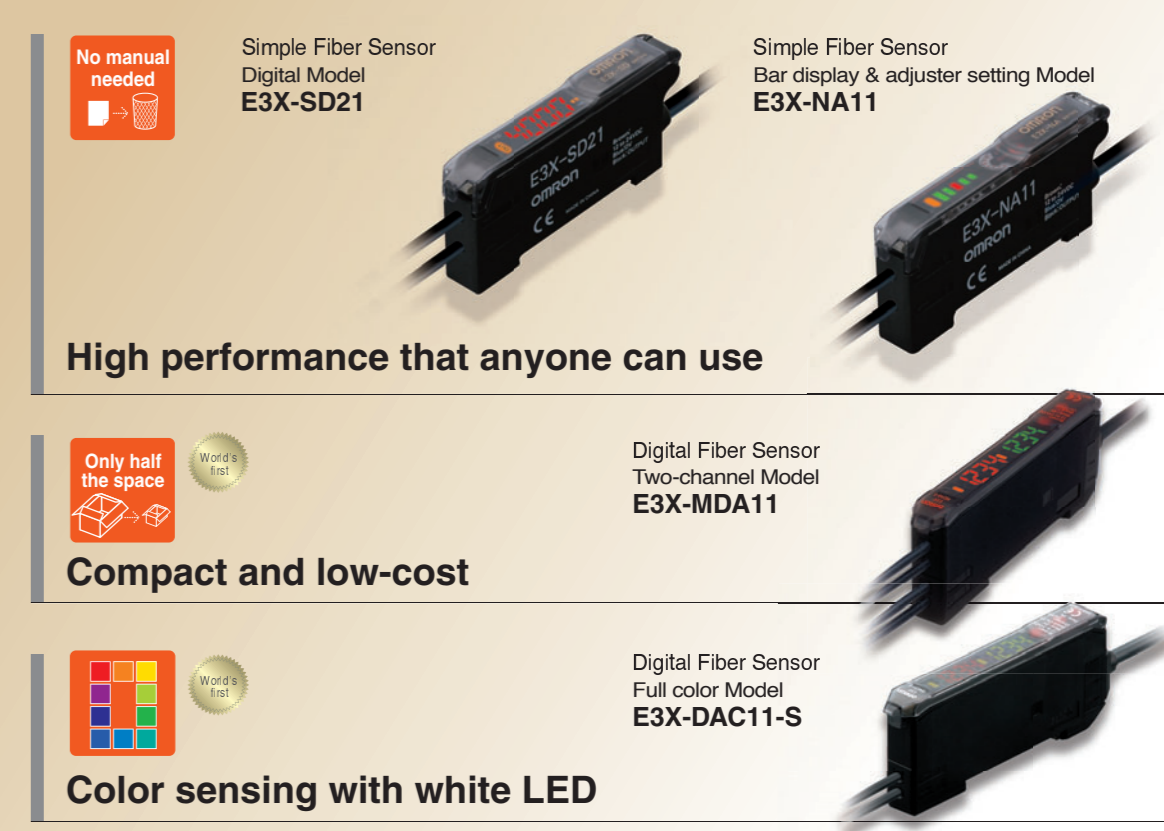
APC term of approximately 20 years + APC margin display function Visible amplifier Type 1 APC term margin can be seen!



Two-fold faster response time + Slowmotion display function Visible amplifier Type 2 Incident level of high-speed workpieces can be seen!



A Fiber Amplifier Lineup to meet all customer's site needs



E3X Series Ratings and Performance List

Representative model	E3X-DA21-S	E3X-DA21R-S	E3X-DA21F-S	E3X-SD21	E3X-NA11	E3X-MDA11	E3X-DAC11-S
Features	Standard High power	Ultra-long-term APC Visible amplifier	High-speed response Visible amplifier	Simple Digital	Simple Adjuster	2-channel	Color sensing
4-digit digital incident level display	●	●	●	●	—	—	●+1
4-digit digital threshold display	●	●	●	Displayed during operation	—	Can be set	●
5-level bar display	—	—	—	—	—	—	—
GIGA RAY	●	●	●	—	●	—	—
APC	—	●+2	—	—	—	—	—
ATC	●	●	●	—	—	—	—
Power tuning	●	●	●	—	—	—	—
Quick tuning	—	—	—	●	—	—	—
8 rotation endless adjuster	—	—	—	—	●	—	—
Timer	—	—	—	—	—	—	●
Differential detection	●	●	—	—	—	—	—
DeviceNet Slave E3X-DRT21-S VER.3 support	—	—	—	—	—	—	—
Wire-saving connector	●+3	●+3	●+3	●+3	●+3	●+3	●+3
Mutual interference prevention +4	Up to 10 units +5 (Group A)	Up to 10 units +5 (Group A)	—	Up to 5 units (Group B)	Up to 5 units (Group B)	Up to 9 units +5 (Group C)	Up to 10 units (Group C)
Response time	1ms (80µs18ms)	1ms (80µs~16ms)	46µs	200µs	200µs	1ms (130µs~4ms)	1ms (60µs~4ms)
When E32-T11R is used (unit : mm)	1,000 (280~2,000)	530 (140~1,000)	280	560	560	350 (140~450)	110 (50~150)
When E32-T21R is used (unit : mm)	250 (60~450)	130 (30~220)	60	120	120	75 (30~100)	+6
When E32-D11R is used (unit : mm)	350 (100~840)	170 (50~420)	100	180	180	120 (50~170)	32 (11~42)
When E32-D21R is used (unit : mm)	60 (16~140)	30 (8~70)	16	30	30	22 (8~30)	+6
No. of outputs	2 outputs (setting can be changed)	1 output and 1 APC alarm output	1 output	1 output	1 output	2 outputs (setting can be changed)	1 output (DAC21 has 2 outputs)
No. of external inputs	1 input	1 input	—	—	—	—	— (DAC21 has 1 input)
Supports ROHS commands	●	●	●	●	●	●	●
CE mark certification	●	●	●	●	●	●	●

+1 Can select between degree of coincidence display and margin display +2 Installed Ultra-long-term APC +3 The connector model is different of the representative model noted in the table. Further, applicable connectors differ between amplifier models. +4 Mutual interference protection is effective when group A Sensors are used together. It is not effective if a group A Sensor is used with a Sensor from a different group. +5 When power tuning is activated, the E3X-MDA supports up to 5 units and all other models supports up to 6 units. +6 As the incident level is extremely low, the color sensing performance cannot be sufficiently exercised. As a result, this is not recommended.